



# RAINBOW<sup>®</sup>

Led  
Underwater  
Lights  
For  
Pools



Imagine, immersing yourself in the rich, deep and glowing colours of a RAINBOW lighting pool.

RAINBOW transforms any pool into a night time oasis of glowing colourful warmth by combining the vibrance and brilliance of LED with the soothing effects of colour.

Put the power of the colour to work for you now with RAINBOW




DISTRIBUTOR

[www.gemas.com.fr](http://www.gemas.com.fr)

# PAR 56 RGB LED BULBS

## Rainbow PAR 56 LED Bulb.

- Polycarbonate body.
- Mechanical sealing without any chemical adhesives.
- For built-in PCB models RGB 13, for central PCB models RGB 16 different lighting patterns.
- Changing programs with switch on and off.
- For built-in control bulbs two-core cable infrastructure and for central PCB bulbs four-core or two-core cable infrastructure together with a central control panel is required.
- It is recommended to use central control models to avoid synchronisation problems in systems with more than 10 bulbs.
- 50.000 hours long life.
- All the light circuits has Automatic Current Control against overheat to ensure long life.



1 RED	8 TURNING LIGHTS
2 GREEN	9 256 COLOR TONE CHANGING
3 BLUE	10 FLASH
4 RED & GREEN	11 7 INTERMEDIATE COLOR TONES
5 RED & BLUE	12 SIXTEEN COLORS CHANGE
6 BLUE & GREEN	13 CHANGING SINGLE COLOR
7 RED, GREEN, BLUE	

### Changing the light pattern

Switch off the system of all lights and switch on again within 0.1 - 3.0 seconds. All lights' patterns would change to next one.

### Synchronisation of multiple light installations

After commissioning, switch off the system and switch on after 9 - 10 seconds. By this timing all lights will be turned on the first same program.

Color	LED QTY.	AC Power (W)	Light Intensity (Lux=lm/m <sup>2</sup> )	Light Angle	CODE Built-in Controlled Two Wire Cable	CODE Central Controlled Four Wire Cable
RGB	54	15W	1134	120°	0531201	
RGB	252	30W	2217	120°		0531211
RGB	54	15W	1134	120°	0531202	
RGB	252	30W	2217	120°		0531212

## OSRAM

Color	# of LED	AC Power (W)	Light Intensity (Lux=lm/m <sup>2</sup> )	Light Angle	CODE Built-in Controlled Two Wire Cable	CODE Central Controlled Four Wire Cable
RGB	9	12V/23W	855	80°	0532322	0532321
RGB	18	24V/47W	1710	80°	0532422	0532421
RGB	36	24V/93W	3420	80°	0532522	0532521

### Remote Control Devices for RGB LED Lights:

Used for LED lights with built-in PCB. Enables the users to change programs of a group of lamp with radio waves by switch on and off without going to the engine room. The reach or the model with the antenna is 80 meters.



# RGB LED LIGHT CONTROL SYSTEMS

### Central Control Panel with Four Terminals for RGB LED Lamps:

LED light control panel complete with 200 V inlet / 12 V outlet, 300 W electronic transformer, remote control and radio wave receiver. Central control with 16 different light programs. Connections for external timer. To be established with four core cable infrastructure.

- Board I with four terminals code **05073221**



### Central Control Panel with Four Terminals for RGB LED Lamps:

LED light control panel complete with 200 V inlet / 12 V outlet, 300 W electronic transformer, remote control and radio wave receiver. Central control with 16 different light programs. It also has LCD screen + electronic timer + mini lamp indicator that simulates the light model in the pool. With the board, it is possible to get millions of colors and add 8 of them to the programme memory. To be established with four core cable infrastructure.

- Board II with four terminals code **05073222**




### Satellite Panel for RGB LED Lights:

In cases where the capacity of the existing panels are inadequate for the number of lights to be established, satellite board can be used to create additional capacity. It has the same capacity with central boards ( 300 W ) and installed together with them.

- Satellite Board, for four terminals code **05073221S**

- Satellite-driver Board, for two terminals (one wire) code **05073232**

- Power Unit for two terminals (one wire) code **05073241S**



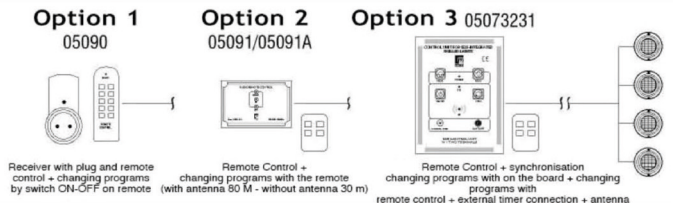
### Control Panel with Two Terminals for RGB LED Lights with built-in PCB:

220 V inlet - outlet, complete with radio wave remote control receiver and remote control device. Synchronisation reset button and program change buttons on the board and on remote control. Connections for external timer. It should be established with two-core cable infrastructure. Board doesn't include transformer.

- Board I with two terminals code **05073231**



### BUILT-IN PCB SYSTEM CONNECTION DIAGRAM



### CENTRAL PCB SYSTEM CONNECTION DIAGRAM

